



Key statistics - NSW Carers Register

Summary

- The number of authorised carers has remained stable since June 2019
- 13% of authorised carers identify as Aboriginal or Torres Strait Islander
- 62% of authorised carers are female 38% of authorised carers are male 0.01% of authorised carers are Gender X
- 51% of household members are over 18 years and require a Working With Children Check
- FACS and NGOs each manage 50% of the households in the Carers Register

If you would like more information on the Carers Register, please email us on carers-register@kidsguardian.nsw.gov.au

- Carers Register key statistics - previous quarters, previous years – Excel (23.2KB)
- Carers Register key statistics - previous quarters, previous years – PDF (185.4KB)

Carers Register this quarter

Statistics at 1 January 2020

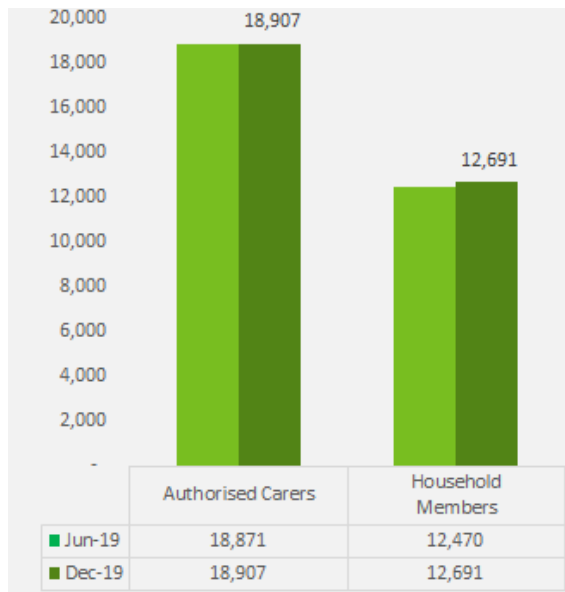
Carers and applicants

Current applications

Number of household applications	1,718
Number of carer applicants	2,684

Carer applications refused or withdrawn

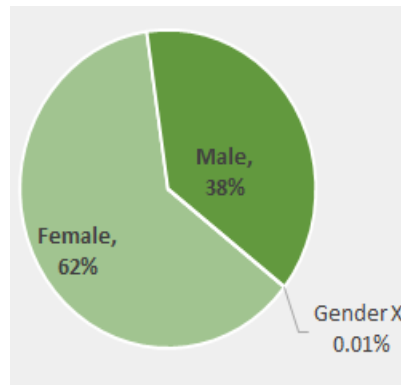
Status	October–December 2018	October–December 2019
Refused	70	82



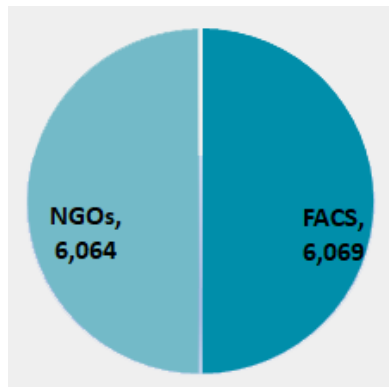
Number of current authorised carers and household members



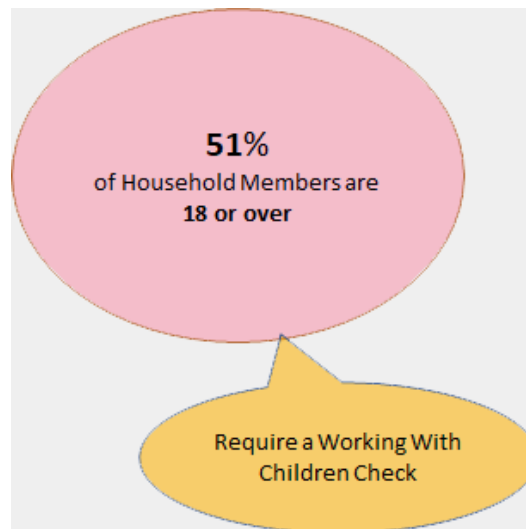
Carers - Aboriginal or Torres Strait Islander



Carers - gender



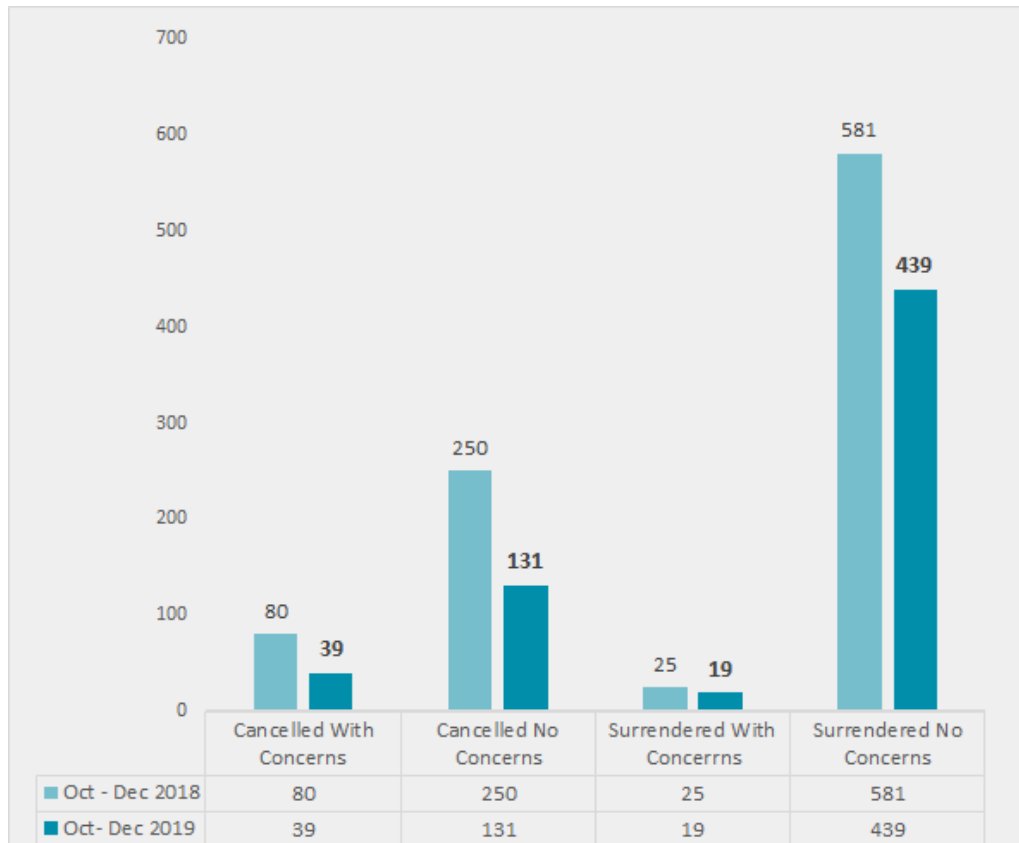
Households managed by NGOs or FACS



Adult household members

Withdrawal

Withdrawal



Carers and applicants - cancelled or withdrawn

Tables – applications